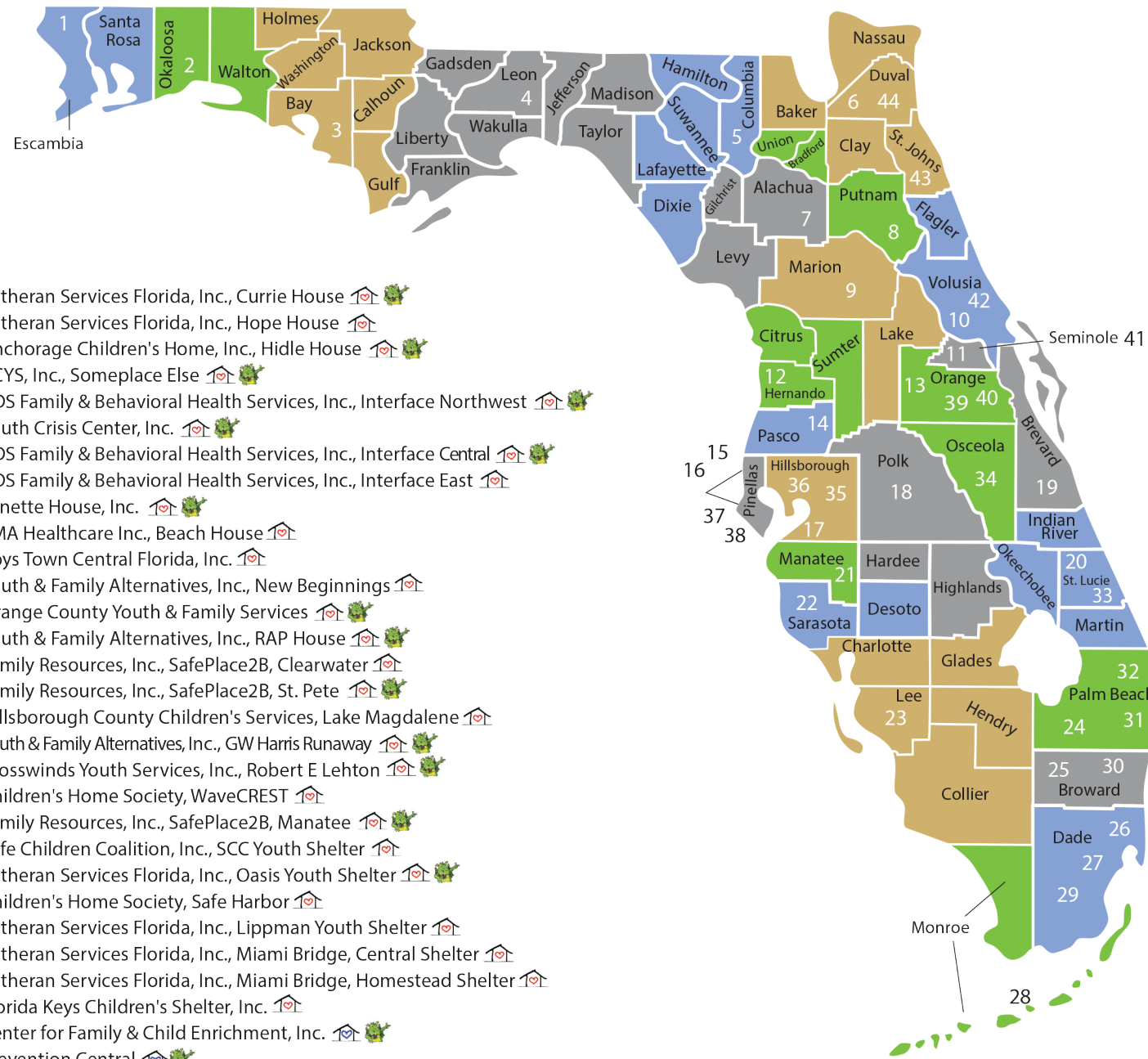





FLORIDA NETWORK PROGRAMS

FY 2023-2024



1. Lutheran Services Florida, Inc., Currie House 🏠🌱
2. Lutheran Services Florida, Inc., Hope House 🏠
3. Anchorage Children's Home, Inc., Hidle House 🏠🌱
4. CCYS, Inc., Someplace Else 🏠🌱
5. CDS Family & Behavioral Health Services, Inc., Interface Northwest 🏠🌱
6. Youth Crisis Center, Inc. 🏠🌱
7. CDS Family & Behavioral Health Services, Inc., Interface Central 🏠🌱
8. CDS Family & Behavioral Health Services, Inc., Interface East 🏠
9. Arnette House, Inc. 🏠🌱
10. SMA Healthcare Inc., Beach House 🏠
11. Boys Town Central Florida, Inc. 🏠
12. Youth & Family Alternatives, Inc., New Beginnings 🏠
13. Orange County Youth & Family Services 🏠🌱
14. Youth & Family Alternatives, Inc., RAP House 🏠🌱
15. Family Resources, Inc., SafePlace2B, Clearwater 🏠
16. Family Resources, Inc., SafePlace2B, St. Pete 🏠🌱
17. Hillsborough County Children's Services, Lake Magdalene 🏠
18. Youth & Family Alternatives, Inc., GW Harris Runaway 🏠🌱
19. Crosswinds Youth Services, Inc., Robert E Lehton 🏠🌱
20. Children's Home Society, WaveCREST 🏠
21. Family Resources, Inc., SafePlace2B, Manatee 🏠🌱
22. Safe Children Coalition, Inc., SCC Youth Shelter 🏠
23. Lutheran Services Florida, Inc., Oasis Youth Shelter 🏠🌱
24. Children's Home Society, Safe Harbor 🏠
25. Lutheran Services Florida, Inc., Lippman Youth Shelter 🏠
26. Lutheran Services Florida, Inc., Miami Bridge, Central Shelter 🏠
27. Lutheran Services Florida, Inc., Miami Bridge, Homestead Shelter 🏠
28. Florida Keys Children's Shelter, Inc. 🏠
29. Center for Family & Child Enrichment, Inc. 🏠🌱
30. Prevention Central 🏠🌱
31. Center for Child Counseling, Inc. 🌱
32. Urban League of Palm Beach County, Inc. 🏠
33. Prevention Central 🌱
34. Children's Home Society, Osceola 🏠
35. Tampa Housing Authority 🏠
36. Youth Advocate Program, Inc. 🏠🌱
37. Thaise Educational & Exposure Tours, Inc. 🏠
38. Bethel Community Foundation 🏠
39. Thaise Educational & Exposure Tours, Inc. 🏠
40. Nehemiah Educational & Economic Development, Inc. 🏠
41. Seminole County Sheriff's Office 🌱
42. Children's Home Society, Volusia 🌱
43. Youth Crisis Center, Inc. 🌱
44. Thaise Educational & Exposure Tours, Inc. 🏠

-  Full Service Agencies
-  Community Counseling/Non-Residential Services Only
-  SNAP Services offered



To view the Florida Network website, follow this code.



FLORIDA NETWORK of youth and family services

2024 Annual Report

Who

The Florida Network of Youth and Family Services is a statewide not-for-profit association leading Florida's juvenile justice prevention and early intervention services. A wide array of services is provided in all **67** counties by **26** agencies that serve children and youth who are experiencing difficulties in their home, school or community. Founded in 1976, the Network strives to make Florida a safe place where all young people can reach their full potential.

The Florida Network oversees the statewide "Children and Families in Need of Services (CINS/FINS)" program, as defined by Florida Statute, in order to prevent juvenile delinquency and encourage good choices and healthy family relationships. The Network also provides respite and counseling services for families experiencing violence in the home.

What

Our **Network** of service providers offer a variety of options to suit the needs of youth and families seeking help with problems at home, school, or anywhere.

Shelter: Florida Network shelters offer crisis intervention for families and a safe place to stay for youth that are open 24 hours a day, 7 days a week, every day of the year. We work with families to reunify through counseling services offered by clinical professionals, a therapeutic environment and coordination with local partners.

Community Counseling: Individual, Family, or Group Counseling and Case Management for youth ages 6-17 and their parents/caregivers.

Stop Now and Plan (SNAP): An evidence-based, gender specific, cognitive behavioral model that provides a framework for teaching children struggling with behavior issues, and their parents, effective emotional regulation, self-control and problem-solving skills.

Respite Program: Shelter and counseling for youth perpetrating or experiencing family violence in their home or youth at-risk of violating probation.

Intensive Case Management: Enhanced, extended, individualized support in the home, school, and community.

The Florida Network ensures effective programming by providing training and technical assistance, quality improvement reviews, contract management, data collection and research, advocacy, public education, and public policy development.

- 28** Shelters
- 11** Neighborhood Partners & Community Counseling Only Programs
- 21** SNAP Sites
- 6** Intensive Case Management Sites

Operated by 26 Organizations

FLORIDA NETWORK of Youth and Family Services

When Crisis shelter and counseling services are available **24** hours a day, **365** days a year.

Where Over **58** program sites offering services in all **67** Florida counties.

DOCUMENTED SCREENINGS
23,159

YOUTH ADMISSIONS
14,305

CINS/FINS Shelter	3,889
CINS/FINS Community Counseling	8,673
Domestic Violence Respite	555
Probation Respite	61

Family Youth Respite Aftercare (2-DV, 214-Probation)	216
SNAP (SNAP for Youth-197, SNAP Under 12-614)	811
Intensive Case Management (ICM)	100
SNAP in Schools & Communities Sessions	1,590

Gender

Program Type	Male	Female
CINS/FINS	51%	49%
Domestic Violence Respite	47%	53%
Family Youth Respite Aftercare (Probation and DV)	78%	22%
SNAP	66%	34%



Average Length of Stay

CINS/FINS Shelter	18 days
CINS/FINS Community Counseling	97 days
Domestic Violence Respite	11 days
SNAP	116 days
Intensive Case Management	362 days
Family Youth Respite Aftercare (Probation and DV)	97 days

*SNAP U12 and SNAP for Youth are combined in the Average Length of Stay and Gender charts. SNAP U12 is reflected in Average Age



Average Age at Intake

Program Type	Age (Yrs.)
CINS/FINS	14
Domestic Violence Respite	15
Family Youth Respite Aftercare (Probation and DV)	16
SNAP U12	8
SNAP for Youth	14

Why

Attending School Regularly
At 30 day follow-up **91%**
At 60 day follow-up **92%**

Youth Returned to Parent or other appropriate living situation
CINS/FINS **96%**
Domestic Violence Respite **93%**

2024

Crime-Free During Service

(2022-2023 data from 2024 CAR)

Shelter	100%
Community Counseling	99%
SNAP	100%

Completed Services

(2022-2023 data from 2024 CAR)

Shelter	93%
Community Counseling	98%
SNAP	95%



*DJJ Comprehensive Accountability Report (2021-22 data from 2023 CAR)

Value

Return on Investment

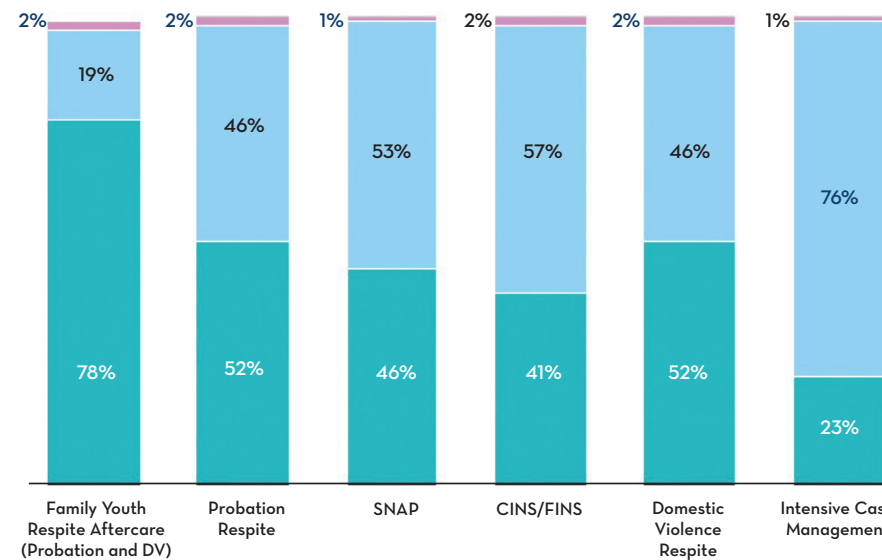
In 2024, Analytic Initiatives performed independent research and found that Florida Network CINS/FINS services **save taxpayers \$9.19 for every dollar invested in services and in 2023, \$410 million savings were realized** as a result. This was determined by evaluating presenting risk factors with youth with the same risk factors in deeper end DJJ programs and their outcomes. See <https://floridanetwork.org/financial-reports/> for more information.

Crime-Free One Year* After Services

Shelter	89%
SNAP	100%
Community Counseling	98%



Race



TOTAL EXPENSES

\$40,866,399



Black
White
Multiracial/Other/Not Provided

*Other includes: American Indian, Alaskan Native, Asian, Native Hawaiian/Pacific Islander, Other Race

Please note: The above audited financials are from FY 2022-23.