

# FLORIDA NETWORK

*of youth and family services*



## 2021 ANNUAL REPORT

# *At a Glance*

## *Who*

The Florida Network of Youth and Family Services is a statewide not-for profit association leading Florida's juvenile justice prevention and early intervention services. A wide array of services is provided in all **67** counties by **27** agencies that serve children and youth who are experiencing difficulties in their home, school or community. Founded in 1976, the Network strives to make Florida a safe place where all young people can reach their full potential.

The Florida Network oversees the statewide "Children's and Families in Need of Services (CINS/FINS)" program, as defined by Florida Statute, in order to prevent juvenile delinquency and encourage good choices and healthy family relationships. The Network also provides respite and counseling services for families experiencing violence in the home.

## *What*

Our **Network** of service providers offer a variety of options to suit the needs of youth and families seeking help with problems at home, school, or anywhere.

**Shelter:** Florida Network shelters offer crisis intervention for families and a safe place to stay for youth that is open 24 hours a day, 7 days a week, every day of the year. We work with families to reunify through counseling services offered by clinical professionals, a therapeutic environment and coordination with local partners.

**Community Counseling:** Individual, Family, or Group Counseling and Case Management for youth ages 6-17 and their parents/caregivers.

**Stop Now and Plan (SNAP):** An evidence-based, gender specific, cognitive behavioral model that provides a framework for teaching children struggling with behavior issues, and their parents, effective emotional regulation, self-control and problem-solving skills.

**Respite Program:** Shelter and counseling for youth perpetrating or experiencing family violence in their home or youth at-risk of violating probation.

**Intensive Case Management:** Enhanced, extended, individualized support in the home, school, and community.

The Florida Network ensures effective programming by providing training and technical assistance, quality improvement reviews, contract management, data collection and research, advocacy, public education, and public policy development.

**28** shelters, **10** Neighborhood Partners,  
**20** SNAP Programs, **6** Intensive Case  
Management Sites, operated by  
**27** Organizations

# FLORIDA NETWORK of Youth and Family Services

## When

Crisis shelter and counseling services are available **24** hours a day, **365** days a year.

## Where

Over **40** program sites offering services in all **67** Florida counties.

### DOCUMENTED SCREENINGS

# 19,235

### YOUTH ADMISSIONS

# 13,777



CINS/FINS	12,653
Domestic Violence Respite	331
Probation Respite	50
FYRAC Respite Services (10-DV, 141-Probation)	151

SNAP	520
Intensive Case Management (ICM)	72
SNAP in Schools Sessions	1,348

## RISK FACTORS OF YOUTH SERVED

School	59%
Family	69%
Individual Youth Behaviors	46%
Peers	44%



## AVERAGE LENGTH OF STAY

Residential	15 days
Community Counseling	107 days
Domestic Violence Respite	10 days
SNAP	125 days
Intensive Case Management	341 days
FYRAC Respite Services (Combined Probation and DV)	85 days



## RACE

White	54%
Black	35%
Other Multiracial, Asian, Native Hawaiian/Pacific Islander, American Indian, Alaskan Native, Other Race, or Not Provided	11%

## GENDER

Male	53%
Female	47%
Other Gender Options: Transgender Male, Transgender Female, Gender Nonconforming	< 1%

## AVERAGE AGE AT INTAKE

Program Type	Age (Yrs.)
CINS/FINS	14
Domestic Violence Respite	15
FYRAC Respite Services (Combined Probation and DV)	17
SNAP	9

# Why Outcomes



2021

## YOUTH RETURNED TO PARENT or other appropriate living situation

<b>CINS/FINS</b>	<b>97%</b>
<b>Domestic Violence Respite</b>	<b>80%</b>

## CRIME-FREE DURING SERVICE (2018-19 data from 2020 CAR)

<b>Residential</b>	<b>99%</b>
<b>Community Counseling</b>	<b>99%</b>
<b>SNAP</b>	<b>100%</b>

## ATTENDING SCHOOL REGULARLY

<b>At 30 day follow-up</b>	<b>92%</b>
<b>At 60 day follow-up</b>	<b>92%</b>




## CRIME-FREE ONE YEAR\* AFTER SERVICES

<b>Residential</b>	<b>86%</b>
<b>Community Counseling</b>	<b>97%</b>
<b>SNAP</b>	<b>100%</b>

\*DJJ Comprehensive Accountability Report (2018-19 data from 2020 CAR)

## COMPLETED SERVICES (2018-19 data from 2020 CAR)

<b>Residential</b>	<b>92%</b>
<b>Community Counseling</b>	<b>98%</b>
<b>SNAP</b>	<b>94%</b>

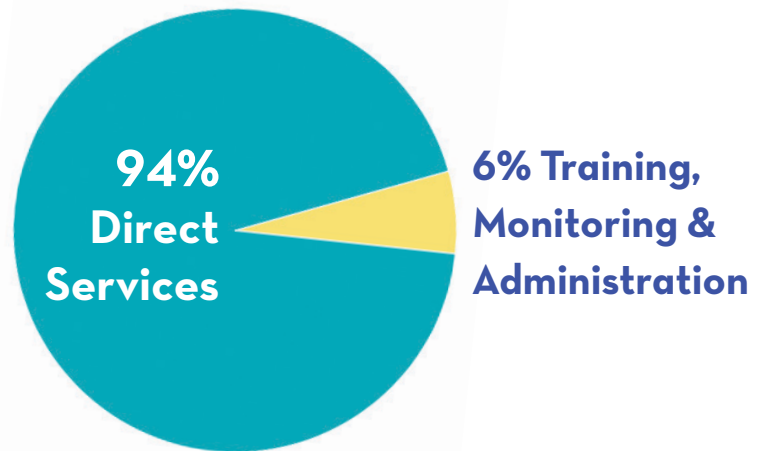


# Value

## RETURN ON INVESTMENT

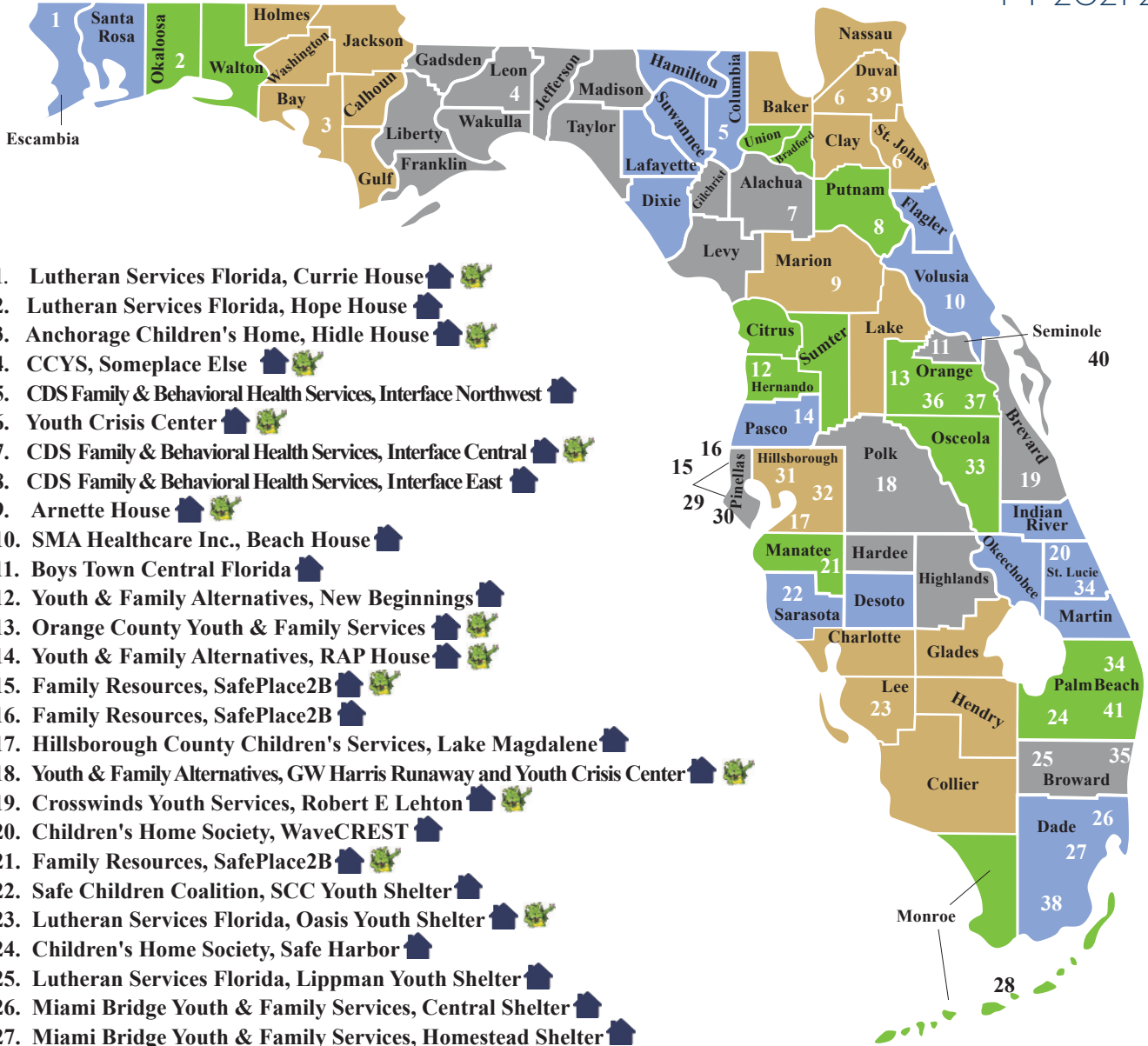
In February 2011, the Justice Research Center (JRC) examined the effectiveness of the Florida Network in preventing juvenile crime and projected associated cost savings to the taxpayers of the State of Florida. For every dollar spent on Florida Network prevention services, the state avoids roughly \$5.50—underscoring the efficacy of investing in early intervention for children and families in need of services.

In 2019 the Washington State Institute of Public Policy found that for every child served by SNAP, \$12,947 dollars is saved (benefit minus program cost) by tax payers.



**TOTAL EXPENSES**  
**\$41,433,116**

Please note: The above audited financials are from FY 2019-20. Audited financials from FY 2020-21 will be available December 31, 2021.



1. Lutheran Services Florida, Currie House 🏠 🌿
2. Lutheran Services Florida, Hope House 🏠 🌿
3. Anchorage Children's Home, Hidle House 🏠 🌿
4. CCYS, Someplace Else 🏠 🌿
5. CDS Family & Behavioral Health Services, Interface Northwest 🏠
6. Youth Crisis Center 🏠 🌿
7. CDS Family & Behavioral Health Services, Interface Central 🏠 🌿
8. CDS Family & Behavioral Health Services, Interface East 🏠
9. Arnette House 🏠 🌿
10. SMA Healthcare Inc., Beach House 🏠
11. Boys Town Central Florida 🏠
12. Youth & Family Alternatives, New Beginnings 🏠
13. Orange County Youth & Family Services 🏠 🌿
14. Youth & Family Alternatives, RAP House 🏠 🌿
15. Family Resources, SafePlace2B 🏠 🌿
16. Family Resources, SafePlace2B 🏠
17. Hillsborough County Children's Services, Lake Magdalene 🏠
18. Youth & Family Alternatives, GW Harris Runaway and Youth Crisis Center 🏠 🌿
19. Crosswinds Youth Services, Robert E Lehton 🏠 🌿
20. Children's Home Society, WaveCREST 🏠
21. Family Resources, SafePlace2B 🏠 🌿
22. Safe Children Coalition, SCC Youth Shelter 🏠 🌿
23. Lutheran Services Florida, Oasis Youth Shelter 🏠 🌿
24. Children's Home Society, Safe Harbor 🏠
25. Lutheran Services Florida, Lippman Youth Shelter 🏠
26. Miami Bridge Youth & Family Services, Central Shelter 🏠
27. Miami Bridge Youth & Family Services, Homestead Shelter 🏠
28. Florida Keys Children's Shelter 🏠
29. Bethel Community Foundation 👤 👤 👤
30. Thaise Educational & Exposure Tours 👤 👤 👤
31. Tampa Housing Authority 👤 👤 👤
32. Youth Advocate Program, Inc. 👤 👤 🌿
33. Children's Home Society 👤 👤 👤
34. Urban League of Palm Beach County 👤 👤 🌿
35. MBHSC- Prevention Central 👤 👤 🌿
36. Nehemiah Educational & Economic Development 👤 👤 👤
37. Thaise Educational & Exposure Tours 👤 👤 👤
38. Center for Family & Child Enrichment 👤 👤 🌿
39. Thaise Educational & Exposure Tours 👤 👤 👤
40. Seminole County Sheriff's Office 🌿
41. Center for Child Counseling 🌿



- 🏠 Full Service Agencies
- 👤 👤 👤 Community Counseling
- 🌿 SNAP Services offered

Sponsored by Florida Network of Youth and Family Services, Inc. and the State of Florida, Department of Juvenile Justice.

To view our complete 2021 Annual Report follow this code.

