




1. Lutheran Services Florida, Currie House 🏠 🌿
2. Lutheran Services Florida, Hope House 🏠
3. Anchorage Children's Home, Hidle House 🏠 🌿
4. CCYS, Someplace Else 🏠 🌿
5. CDS Family & Behavioral Health Services, Interface Northwest 🏠 🌿
6. Youth Crisis Center 🏠 🌿
7. CDS Family & Behavioral Health Services, Interface Central 🏠 🌿
8. CDS Family & Behavioral Health Services, Interface East 🏠
9. Arnette House 🏠 🌿
10. SMA Healthcare Inc., Beach House 🏠
11. Boys Town Central Florida 🏠
12. Youth & Family Alternatives, New Beginnings 🏠
13. Orange County Youth & Family Services 🏠 🌿
14. Youth & Family Alternatives, RAP House 🏠 🌿
15. Family Resources, SafePlace2B 🏠 🌿
16. Family Resources, SafePlace2B 🏠
17. Hillsborough County Children's Services, Lake Magdalene 🏠
18. Youth & Family Alternatives, GW Harris Runaway and Youth Crisis Center 🏠 🌿
19. Crosswinds Youth Services, Robert E Lehton 🏠 🌿
20. Children's Home Society, WaveCREST 🏠
21. Family Resources, SafePlace2B 🏠 🌿
22. Safe Children Coalition, SCC Youth Shelter 🏠
23. Lutheran Services Florida, Oasis Youth Shelter 🏠 🌿
24. Children's Home Society, Safe Harbor 🏠
25. Lutheran Services Florida, Lippman Youth Shelter 🏠
26. Lutheran Services Florida, Miami Bridge, Central Shelter 🏠
27. Lutheran Services Florida, Miami Bridge, Homestead Shelter 🏠
28. Florida Keys Children's Shelter 🏠
29. Bethel Community Foundation 🏠
30. Thaise Educational & Exposure Tours 🏠
31. Tampa Housing Authority 🏠
32. Youth Advocate Program, Inc. 🏠 🌿
33. Children's Home Society, Osceola 🏠
34. Urban League of Palm Beach County 🏠
35. Prevention Central 🏠 🌿
36. Nehemiah Educational & Economic Development 🏠
37. Thaise Educational & Exposure Tours 🏠
38. Center for Family & Child Enrichment 🏠 🌿
39. Thaise Educational & Exposure Tours 🏠
40. Seminole County Sheriff's Office 🌿
41. Center for Child Counseling 🌿
42. Youth Crisis Center 🌿
43. Bay Area Youth Services 🌿

FLORIDA NETWORK
of youth and family services

-  Full Service Agencies
-  Community Counseling
-  SNAP Services offered



Sponsored by Florida Network of Youth and Family Services, Inc. and the State of Florida, Department of Juvenile Justice.



Facing Challenges & Strengthening Families
2023 ANNUAL REPORT
At a Glance

Who

The Florida Network of Youth and Family Services is a statewide not-for-profit association leading Florida's juvenile justice prevention and early intervention services. A wide array of services is provided in all 67 counties by 27 agencies that serve children and youth who are experiencing difficulties in their home, school or community.. Founded in 1976, the Network strives to make Florida a safe place where all young people can reach their full potential.

The Florida Network oversees the statewide "Children and Families in Need of Services (CINS/FINS)" program, as defined by Florida Statute, in order to prevent juvenile delinquency and encourage good choices and healthy family relationships. The Network also provides respite and counseling services for families experiencing violence in the home.

What

Our **Network** of service providers offer a variety of options to suit the needs of youth and families seeking help with problems at home, school, or anywhere.

Shelter: Florida Network shelters offer crisis intervention for families and a safe place to stay for youth that are open 24 hours a day, 7 days a week, every day of the year. We work with families to reunify through counseling services offered by clinical professionals, a therapeutic environment and coordination with local partners.

Community Counseling: Individual, Family, or Group Counseling and Case Management for youth ages 6-17 and their parents/caregivers.

Stop Now and Plan (SNAP): An evidence-based, gender specific, cognitive behavioral model that provides a framework for teaching children struggling with behavior issues, and their parents, effective emotional regulation, self-control and problem-solving skills.

Respite Program: Shelter and counseling for youth perpetrating or experiencing family violence in their home or youth at-risk of violating probation.

Intensive Case Management: Enhanced, extended, individualized support in the home, school, and community.

The Florida Network ensures effective programming by providing training and technical assistance, quality improvement reviews, contract management, data collection and research, advocacy, public education, and public policy development.

FLORIDA NETWORK
of youth and family services



- 28** Shelters
- 11** Neighborhood Partners & Community Counseling Only Programs
- 21** SNAP Sites
- 6** Intensive Case Management Sites
- Operated by 27 Organizations**

To view the Florida Network website, follow this code.



FLORIDA NETWORK of Youth and Family Services

When Crisis shelter and counseling services are available **24** hours a day, **365** days a year.

Where Over **40** program sites offering services in all **67** Florida counties.

DOCUMENTED SCREENINGS
22,127

YOUTH ADMISSIONS
13,110

CINS/FINS Shelter	3,645	SNAP	694
CINS/FINS Community Counseling	7,936	(SNAP for Youth-155, SNAP Under 12-539)	
Domestic Violence Respite	525	Intensive Case Management (ICM)	103
Probation Respite	48	SNAP in Schools & Communities Sessions	1,538
Family Youth Respite Aftercare (29-DV, 130-Probation)	159		




GENDER

Program Type	Male	Female
CINS/FINS	53%	47%
Domestic Violence Respite	50%	50%
Family Youth Respite Aftercare (Probation and DV)	79%	21%
SNAP	73%	27%

AVERAGE LENGTH OF STAY

Shelter	18 days
Community Counseling	104 days
Domestic Violence Respite	11 days
SNAP	124 days
Intensive Case Management	302 days
Family Youth Respite Aftercare (Probation and DV)	73 days



AVERAGE AGE AT INTAKE

Program Type	Age (Yrs.)
CINS/FINS	13
Domestic Violence Respite	15
Family Youth Respite Aftercare (Probation and DV)	16
SNAP	9

*SNAP U12 and SNAP for Youth are combined in the Average Length of Stay and Gender charts. SNAP U12 is reflected in Average Age

Why Outcomes

ATTENDING SCHOOL REGULARLY

At 30 day follow-up	93%
At 60 day follow-up	94%

CRIME-FREE DURING SERVICE

(2021-2022 data from 2023 CAR)

Shelter	100%
Community Counseling	99%
SNAP	100%

YOUTH RETURNED TO PARENT

or other appropriate living situation

CINS/FINS	99%
Domestic Violence Respite	97%

2023

COMPLETED SERVICES

(2021-2022 data from 2023 CAR)

Shelter	93%
Community Counseling	98%
SNAP	95%

CRIME-FREE ONE YEAR* AFTER SERVICES

Shelter	89%	Community Counseling	98%
SNAP	100%		

*DJJ Comprehensive Accountability Report (2021-2022 data from 2023 CAR)

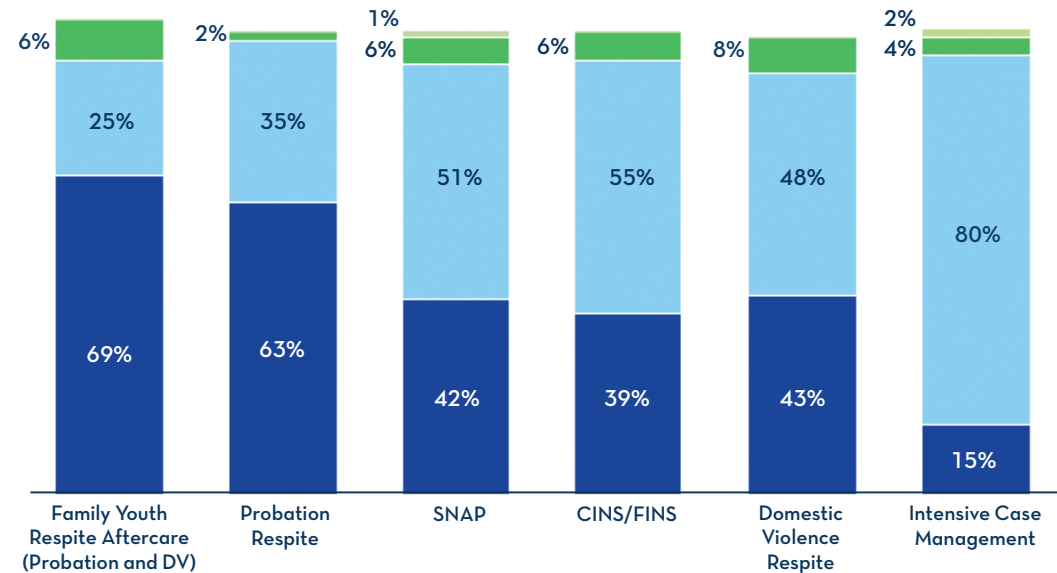
Value

Return on Investment

In February 2011, the Justice Research Center (JRC) examined the effectiveness of the Florida Network in preventing juvenile crime and projected associated cost savings to the taxpayers of the State of Florida. For every dollar spent on Florida Network prevention services, the state avoids roughly \$5.50—underscoring the efficacy of investing in early intervention for children and families in need of services.

In 2019 the Washington State Institute of Public Policy found that for every child served by SNAP, \$12,947 dollars are saved (benefit minus program cost) by taxpayers.

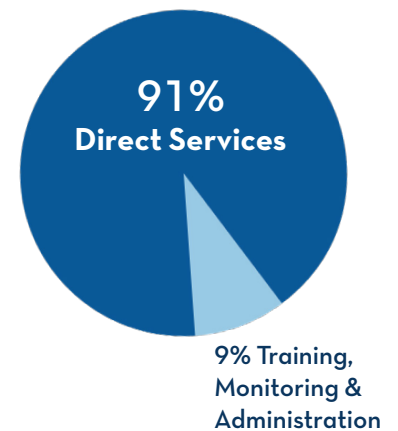
RACE



- Black
 - White
 - Multiracial
 - Other/Not Provided
- *Other includes: American Indian, Alaskan Native, Asian, Native Hawaiian/Pacific Islander, Other Race

TOTAL EXPENSES

\$38,058,166



Please note: The above audited financials are from FY 2021-22. Audited financials from FY 2022-23 will be available March 31, 2024.