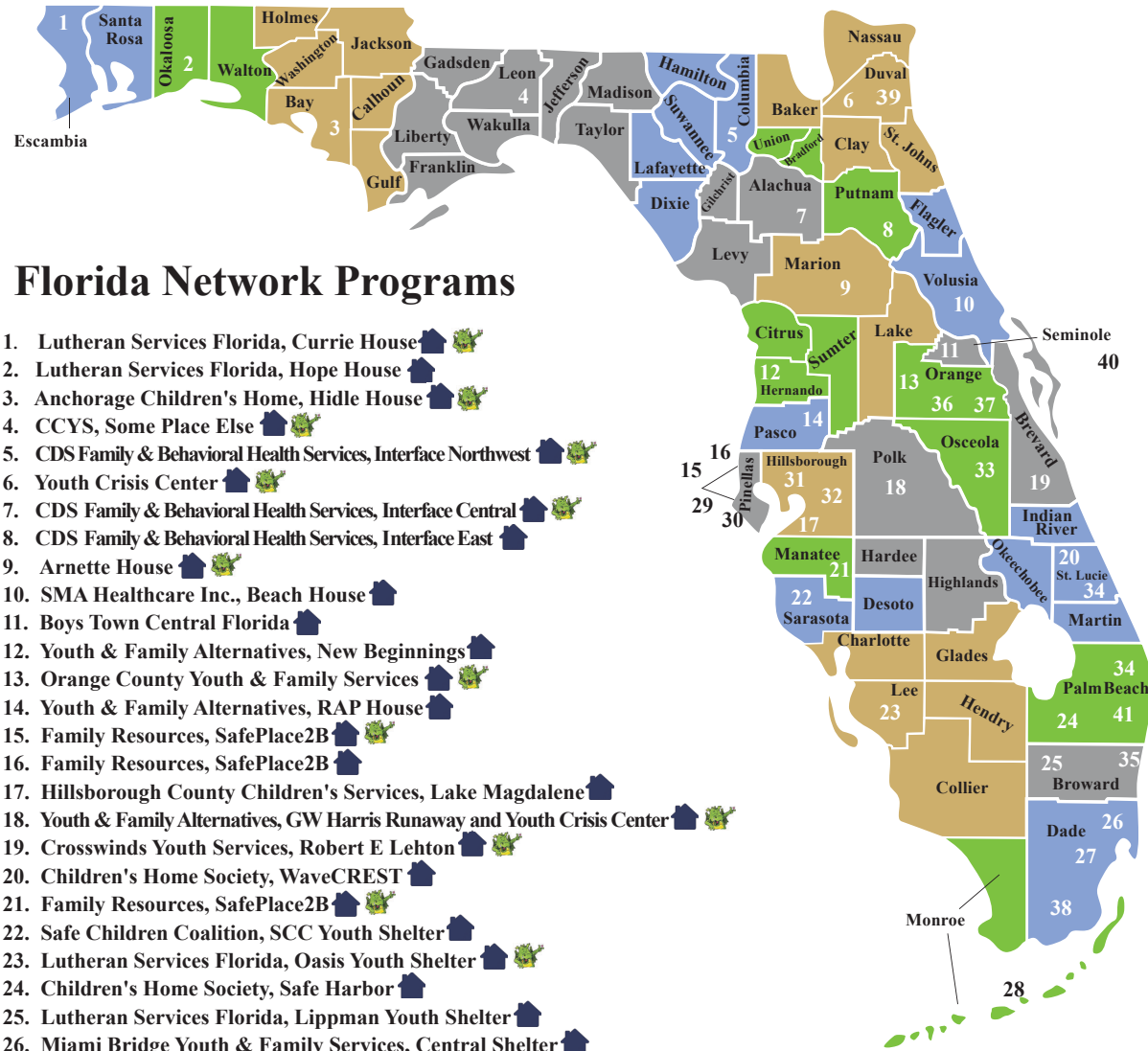


FLORIDA
NETWORK
of youth and family services



Florida Network Programs

1. Lutheran Services Florida, Currie House 🏠
2. Lutheran Services Florida, Hope House 🏠
3. Anchorage Children's Home, Hidle House 🏠
4. CCYS, Some Place Else 🏠
5. CDS Family & Behavioral Health Services, Interface Northwest 🏠
6. Youth Crisis Center 🏠
7. CDS Family & Behavioral Health Services, Interface Central 🏠
8. CDS Family & Behavioral Health Services, Interface East 🏠
9. Arnette House 🏠
10. SMA Healthcare Inc., Beach House 🏠
11. Boys Town Central Florida 🏠
12. Youth & Family Alternatives, New Beginnings 🏠
13. Orange County Youth & Family Services 🏠
14. Youth & Family Alternatives, RAP House 🏠
15. Family Resources, SafePlace2B 🏠
16. Family Resources, SafePlace2B 🏠
17. Hillsborough County Children's Services, Lake Magdalene 🏠
18. Youth & Family Alternatives, GW Harris Runaway and Youth Crisis Center 🏠
19. Crosswinds Youth Services, Robert E Lehton 🏠
20. Children's Home Society, WaveCREST 🏠
21. Family Resources, SafePlace2B 🏠
22. Safe Children Coalition, SCC Youth Shelter 🏠
23. Lutheran Services Florida, Oasis Youth Shelter 🏠
24. Children's Home Society, Safe Harbor 🏠
25. Lutheran Services Florida, Lippman Youth Shelter 🏠
26. Miami Bridge Youth & Family Services, Central Shelter 🏠
27. Miami Bridge Youth & Family Services, Homestead Shelter 🏠
28. Florida Keys Children's Shelter 🏠
29. Bethel Community Foundation 👤
30. Thaise Educational & Exposure Tours 👤
31. Tampa Housing Authority 👤
32. Youth Advocate Program, Inc. 👤
33. Children's Home Society 👤
34. Urban League of Palm Beach County 👤
35. MBHSC- Prevention Central 👤
36. Nehemiah Educational & Economic Development 👤
37. Thaise Educational & Exposure Tours 👤
38. Center for Family & Child Enrichment 👤
39. Thaise Educational & Exposure Tours 👤
40. Seminole County Sheriff's Office 👤
41. Center for Child Counseling 🌱



- 🏠 Full Service Agencies
- 👤 Community Counseling
- 🌱 SNAP Services offered

Sponsored by Florida Network of Youth and Family Services, Inc. and the State of Florida, Department of Juvenile Justice.

WHO

The Florida Network of Youth and Family Services is a statewide not-for profit association leading Florida's juvenile justice prevention and early intervention services. A wide array of services is provided in all 67 counties by 27 agencies that serve children and youth who are experiencing difficulties in their home, school or community. Founded in 1976, the Network strives to make Florida a safe place where all young people can reach their full potential.

The Florida Network oversees the statewide "Children's and Families in Need of Services (CINS/FINS)" program, as defined by Florida Statute, in order to prevent juvenile delinquency and encourage good choices and healthy family relationships. The Network also provides respite and counseling services for families experiencing violence in the home.

WHAT

Our Network of service providers offer a variety of options to suit the needs of youth and families seeking help with problems at home, school, or anywhere.

Shelter: 24 hour awake supervision for youth ages 10-17 in crisis.

Community Counseling: Individual, Family, or Group Counseling and Case Management for youth ages 6-17 and their parents/caregivers.

Stop Now and Plan (SNAP): An evidence-based, gender specific, cognitive behavioral model that provides a framework for teaching children struggling with behavior issues, and their parents, effective emotional regulation, self-control and problem-solving skills.


Respite Program: Shelter and counseling for youth perpetrating or experiencing family violence in their home or youth at-risk of violating probation.

Intensive Case Management: Enhanced, extended, individualized support in the home, school, and community.

The Florida Network ensures effective programming by providing training and technical assistance, quality improvement reviews, contract management, data collection and research, advocacy, public education, and public policy development.

28 shelters, 10 Neighborhood Partners, 20 SNAP Programs, 6 Intensive Case Management Sites, operated by 27 Organizations

To view our complete 2020 Annual Report follow this code.




WHEN

Crisis shelter and counseling services are available **24** hours a day, **365** days a year.

WHERE

Over **40** program sites offering services in all **67** Florida counties.



WHY

Outcomes



YOUTH RETURNED TO PARENT
or other appropriate living situation

CINS/FINS 97%
Domestic Violence Respite 81%

YOUTH ADMISSIONS
12,425



RISK FACTORS OF YOUTH SERVED

Face Challenges at School	60%
Experiencing Family Conflict and Instability	66%
Engaging in Risky Behaviors	46%
Have Peer Relationships Putting Them at Further Risk	45%

RACE

White	53.7%
Black	36.1%
American Indian	0.3%
Alaskan Native	0.1%
Asian	0.4%
Native Hawaiian/ Pacific Islander	0.2%
Multiracial	7.1%
Some other Race	0.7%
Not Provided	1.3%

AVERAGE LENGTH OF STAY

Residential	15 days
Community Counseling	106 days
Domestic Violence Respite	10.3 days
SNAP	123.2 days
ICM	271.6 days

GENDER

Female	42.7%
Male	56.7%
Trans-Female	0.1%
Trans-Male	0.2%
Gender Nonconforming	0.1%
Unknown	0.1%

AVERAGE AGE AT INTAKE

Program Type	Age (Yrs.)
CINS/FINS	13
Domestic Violence Respite	15
FYRAC Respite Services (Combined Probation and DV)	16
SNAP	9



CRIME-FREE DURING SERVICE

(17-18 data from 2019 CAR)

Residential	99%
Community Counseling	98%
SNAP	100%

COMPLETED SERVICES

(17-18 data from 2019 CAR)

Residential	92%
Community Counseling	97%
SNAP	86%

ATTENDING SCHOOL REGULARLY

At 30 day follow-up	89.2%
At 60 day follow-up	89.1%



CRIME-FREE ONE YEAR* AFTER SERVICES

Residential	84%	Community Counseling	96%
SNAP	100%		

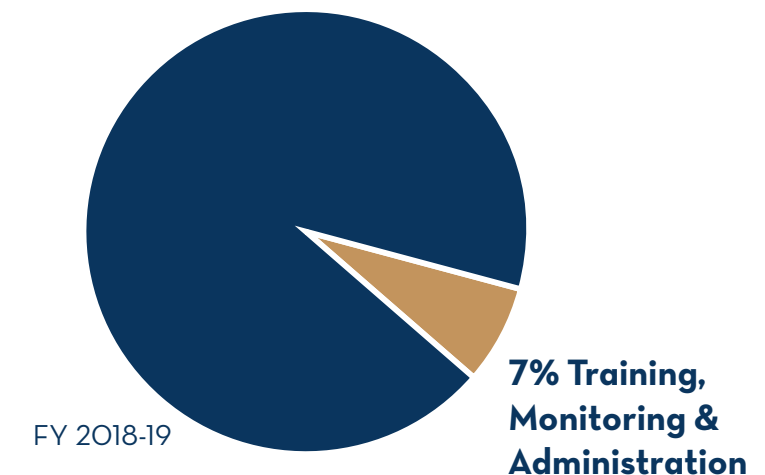
*17-18 data from 2019 DJJ CAR

VALUE - RETURN ON INVESTMENT

In February 2011, the Justice Research Center (JRC) examined the effectiveness of the Florida Network in preventing juvenile crime and projected associated cost savings to the taxpayers of the State of Florida. For every dollar spent on Florida Network prevention services, the state avoids roughly \$5.50—underscoring the efficacy of investing in early intervention for children and families in need of services.

In 2019 the Washington State Institute of Public Policy found that for every child served by SNAP, \$12,947 dollars is saved (benefit minus program cost) by tax payers.

93% Direct Services



(Total Expenses FY 2018-19 - \$41,590,536)

